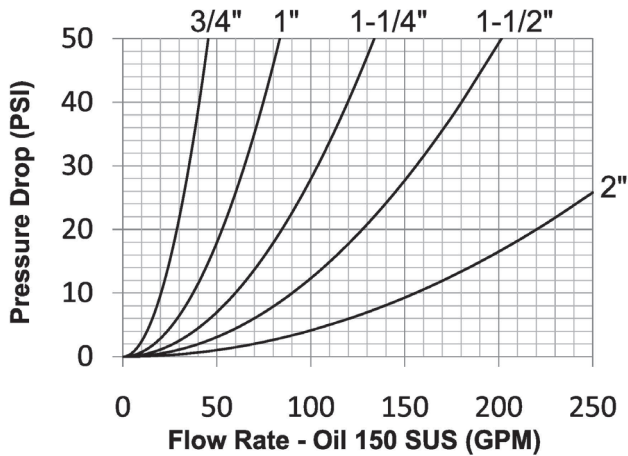


WS-BOP Series Hydraulic Couplings

Interchange Data:

- Snap-Tite 75-Series, DNP VFF-HD BOP Series



Seal Components:

- Blow-out Prevention (BOP) couplings contain severe service FKM seals
- PTFE Anti-Extrusion ring protects main coupling valve seal from dynamic impulse pressure damage
- Main valve seal is "housed" to improve seal integrity during pressurized connection/disconnection

Materials:

- Machined components are manufactured using solid steel or 316 stainless steel bar stock.
- Stainless steel retaining rings, and springs maximize corrosion resistance and extend service life.
- Steel componentry is plated using ROHS Compliant Zinc Nickel.
- Rugged high-strength steel wing nut for threaded connect and disconnect operation.
- 316 stainless steel nipple connection-threads are coated to prevent galling during connection/disconnection.
- Red powder coated coupler wing-nut and external nipple O-ring for easy BOP service identification.

- BOP couplings have been fire tested and Lloyd's certified to 1300°F (700°C) in accordance with API 16D. Certificate available upon request.
- Use WS dust caps and dust plugs found on page 142.

Rated Pressure Chart:

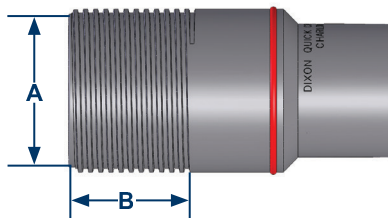
Body Size	WS-BOP Series High Pressure Wingstyle Interchange (Connected)							
	Steel Coupler/Plug				316 SS Coupler/Plug			
	Maximum Working		Burst		Maximum Working		Burst	
	PSI	Bar	PSI	Bar	PSI	Bar	PSI	Bar
3/4"	5,000	345	32,800	2,200	5,000	345	20,000	1,400
1"	5,000	345	25,100	1,700	5,000	345	20,000	1,400
1-1/4"	5,000	345	25,100	1,700	5,000	345	15,000	1,000
1-1/2"	5,000	345	20,000	1,400	5,000	345	15,000	1,000
2"	5,000	345	15,000	1,000	5,000	345	15,000	1,000

Technical Specifications:

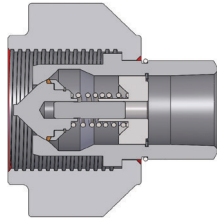
Body Size	Functional Parameters					Lloyd's Test Pressure	
	Locking Mechanism	Air Inclusion	Fluid Loss	Vacuum Inch HG	Flow ΔP = 30 PSI	PSI	
3/4"	threaded	10cc	10cc	27.4	35 GPM	5,000	
1"	threaded	23cc	15cc	27.4	65 GPM	5,000	
1-1/4"	threaded	50cc	30cc	27.4	105 GPM	5,000	
1-1/2"	threaded	100cc	60cc	27.4	160 GPM	5,000	
2"	threaded	200cc	135cc	27.4	270 GPM	5,000	

Body Size	A	B
3/4"	1-3/4"	1-1/2"
1"	2-1/4"	1-13/16"
1-1/4"	2-5/8"	2-1/4"
1-1/2"	3-1/4"	2-5/8"
2"	4"	3-1/2"


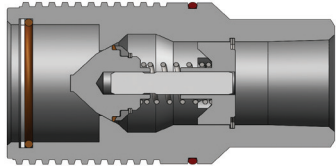
WS-BOP Series Profile



WS-BOP Series Hydraulic Couplings



Body Size	WS-BOP Series Blowout Prevention Safety Coupler (Female Threads)									
	Part Detail			Length		Maximum OD		Hex Inch	Package Qty	
	Part Number	Threads	Material	Inch	mm	Inch	mm		Bag	Box
3/4"	6WSF4-BOP	1/2" - 14 NPTF	steel	2.76	70.1	3.23	82.0	-	-	5
3/4"	6WSF6-BOP	3/4" - 14 NPTF	steel	2.76	70.1	3.23	82.0	-	-	5
3/4"	6WSF6-SS-BOP	3/4" - 14 NPTF	316 stainless	2.76	70.1	3.23	82.0	-	-	5
1"	8WSF8-BOP	1" - 11-1/2 NPTF	steel	3.45	87.6	4.00	101.6	-	-	5
1"	8WSF8-SS-BOP	1" - 11-1/2 NPTF	316 stainless	3.45	87.6	4.00	101.6	-	-	5
1-1/4"	10WSF10-BOP	1-1/4" - 11-1/2 NPTF	steel	4.40	111.8	4.65	118.1	-	-	1
1-1/4"	10WSF10-SS-BOP	1-1/4" - 11-1/2 NPTF	316 stainless	4.40	111.8	4.65	118.1	-	-	1
1-1/2"	12WSF12-BOP	1-1/2" - 11-1/2 NPTF	steel	5.13	130.3	5.43	137.9	-	-	1
1-1/2"	12WSF12-SS-BOP	1-1/2" - 11-1/2 NPTF	316 stainless	5.13	130.3	5.43	137.9	-	-	1
2"	16WSF16-BOP	2" - 11-1/2 NPTF	steel	6.09	154.7	6.73	170.9	-	-	1
2"	16WSF16-SS-BOP	2" - 11-1/2 NPTF	316 stainless	6.09	154.7	6.73	170.9	-	-	1



Body Size	WS-BOP Series Blowout Prevention Safety Nipple (Female Threads)									
	Part Detail			Length		Maximum OD		Hex Inch	Package Qty	
	Part Number	Threads	Material	Inch	mm	Inch	mm		Bag	Box
3/4"	WS6F4-BOP	1/2" - 14 NPTF	steel	3.27	83.1	1.74	44.2	-	-	5
3/4"	WS6F6-BOP	3/4" - 14 NPTF	steel	3.27	83.1	1.74	44.2	-	-	5
3/4"	WS6F6-SS-BOP	3/4" - 14 NPTF	316 stainless	3.27	83.1	1.74	44.2	-	-	5
1"	WS8F8-BOP	1" - 11-1/2 NPTF	steel	4.18	106.2	2.25	57.2	-	-	5
1"	WS8F8-SS-BOP	1" - 11-1/2 NPTF	316 stainless	4.18	106.2	2.25	57.2	-	-	5
1-1/4"	WS10F10-BOP	1-1/4" - 11-1/2 NPTF	steel	5.38	136.7	2.63	66.8	-	-	1
1-1/4"	WS10F10-SS-BOP	1-1/4" - 11-1/2 NPTF	316 stainless	5.38	136.7	2.63	66.8	-	-	1
1-1/2"	WS12F12-BOP	1-1/2" - 11-1/2 NPTF	steel	5.98	151.9	3.25	82.6	-	-	1
1-1/2"	WS12F12-SS-BOP	1-1/2" - 11-1/2 NPTF	316 stainless	5.98	151.9	3.25	82.6	-	-	1
2"	WS16F16-BOP	2" - 11-1/2 NPTF	steel	7.05	179.1	4.00	101.6	-	-	1
2"	WS16F16-SS-BOP	2" - 11-1/2 NPTF	316 stainless	7.05	179.1	4.00	101.6	-	-	1