


High Pressure Wingstyle Code 62 Flange Head Coupler



Part No.	Body Size (inch)	Port Size (inch)	Price \$ (ea)
6WSFH6	¾	¾	492.30
8WSFH8	1	1	563.00
10WSFH10	1¼	1¼	751.90
12WSFH12	1½	1½	1064.00
16WSFH16	2	2	1610.70

Price Group: PC


High Pressure Wingstyle Code 62 Flange Head Plug



Part No.	Body Size (inch)	Port Size (inch)	Price \$ (ea)
WS6FH6	¾	¾	430.90
WS8FH8	1	1	506.70
WS10FH10	1¼	1¼	806.50
WS12FH12	1½	1½	1018.60
WS16FH16	2	2	1682.50

Price Group: PC


High Pressure Wingstyle Code 62 Flange Pad Coupler



Part No.	Body Size (inch)	Port Size (inch)	Price \$ (ea)
6WSFP6	¾	¾	738.40
8WSFP8	1	1	824.90
10WSFP10	1¼	1¼	1075.40
12WSFP12	1½	1½	1466.80
16WSFP16	2	2	2115.70

Price Group: PC

High Pressure Wingstyle Code 62 Flange Pad Plug



Part No.	Body Size (inch)	Port Size (inch)	Price \$ (ea)
WS6FP6	¾	¾	670.40
WS8FP8	1	1	761.10
WS10FP10	1¼	1¼	1134.30
WS12FP12	1½	1½	1426.90
WS16FP16	2	2	2166.00

Price Group: PC

FOR TECHNICAL GUIDELINES PLEASE REFER TO PAGE 284

